

SY24-25 FES Arrival and Dismissal Processes

Below are the specific guidelines we are asking the Fulton community to follow to ensure the safety of everyone.


FES staff will be standing at various points around our campus to ensure students arrive and depart safely to and from our school building. Upon arrival, homeroom teachers will be standing outside doors at their classroom doors to greet students.

Entering the Building:


No matter the mode in which our students arrive, all students will follow the designated pathways to arrive in their classrooms.



Walkers:

- Use the official crosswalks  located near the bus loop of Reservoir High School or the cross walk near the light coming from South Maple Lawn.
- Parents/Guardians “kiss and say goodbye” to our students at the designated areas



on the map above (). This helps increase student independence and helps FES staff to maintain safety for all.

- South Maple Lawn- Kiss and say goodbye at the Flagpole
- Maple Lawn- Kiss and say goodbye at the Reservoir High School crosswalk

Bus:

*Are you trying to identify which **bus** your child will ride and the approximate time for pick-up and drop off?*


Please use our [HCPSS Bus locator](#), enter your address and you will receive the information. Please know that these are approximate times- we recommend that you be ready 10 minutes prior as well as provide a 10 minute window after the designated time for pick-up/drop-off.

Car Riders:



Car Arrival:

1. Fulton Staff will begin supporting students from the car loop at 9:05 am
2. Vehicles will come onto the campus and drive past Fulton Elementary and Reservoir High School and drive into the Cedar Lane School parking lot (absolutely no U-turns will be allowed along this road)
 - a. **DO NOT** use Lime Kiln Middle School parking lot

3. Vehicles will follow the designated traffic pattern of the Cedar Lane School parking lot and exit turning right (in the direction back towards Fulton Elementary)
 - a. Parents/Guardians will NOT be allowed to use RHS parking lot
4. Vehicles will line up on the outside lane to prepare students to exit the car
5. Drivers are not to get out of their vehicle for any reason
6. Students must be on the passenger side of the vehicle in order to safely exit the car (Please help your student(s) prepare to unbuckle their seatbelt and/or car seat independently)
7. Vehicles will be directed to numbered slots () within the loading and unloading zone (on the outer lane next to the curb). Students will be directed to exit the vehicle and follow the directions for walking into the building.
8. Once students within the numbered slots have exited the vehicle, these cars will be directed to move forward towards the traffic light
9. A new group of cars will be directed into the numbered slots within the loading and unloading zone and steps 7 and 8 are repeated

During Open House, you will be given a placard with a rubber band and your child's name(s). Please use the rubber band to attach this placard to your passenger side visor. During dismissal, flip down your passenger side visor allowing staff to easily see who you are picking up. (See below for example)

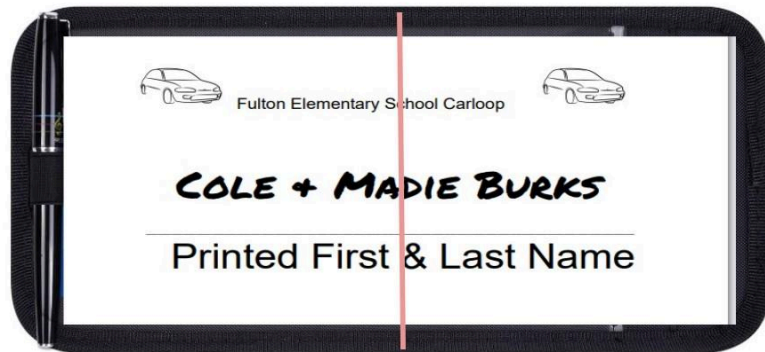
For RECC parents only: Please follow the flow of traffic past Fulton and make the loop at Cedar Lane School. When driving back toward Fulton, make a right into the small bus loop (labeled on the map above.) No left turns will be allowed.


These parents will be given special tags for staff to clearly see and will be able to enter the small loop and drive toward the small playground equipment as these are toddler age students who will take extra time arriving each morning.

Dismissal:

1. **Vehicles should refrain from parking and waiting for dismissal until 3:40 pm; we will begin dismissal at 3:55pm**
 - a. **Please note Lime Kiln Middle School dismisses at 3:15pm. It will be essential that Fulton parents/guardians do not block their dismissal.**
2. Vehicles will come onto the campus and drive past Fulton Elementary and Reservoir High School and drive into the Cedar Lane School parking lot (absolutely no U-turns will be allowed along this road)
 - a. **DO NOT use Lime Kiln Middle School parking lot**
3. Vehicles will follow the designated traffic pattern of the Cedar Lane School parking lot and exit turning right (in the direction back towards Fulton Elementary)
4. Vehicles will line up on the outside lane to prepare students to enter the car
 - a. Students will be waiting in the designated waiting area and will only be able to enter the vehicle at the designated area when directed by FES staff

5. Drivers should hang the placard from their passenger side visor in clear vision for Fulton Staff to see



6. Drivers are not to get out of their vehicle for any reason
7. Vehicles will be directed to numbered slots () within the loading and unloading zone (on the outer lane next to the curb)
8. Students will enter their vehicle once the car has come to a complete stop
9. Once students within the numbered slots have entered the vehicle, these cars will be directed to move forward towards the traffic light
10. A new group of cars will be directed into the numbered slots within the loading and unloading zone and steps 7, 8, and 9 are repeated

For RECC parents only: These parents will be given a special placard for staff to see and will be able to enter the small loop and drive toward the small playground equipment as these are toddler age students who will take extra time dismissing each afternoon.